

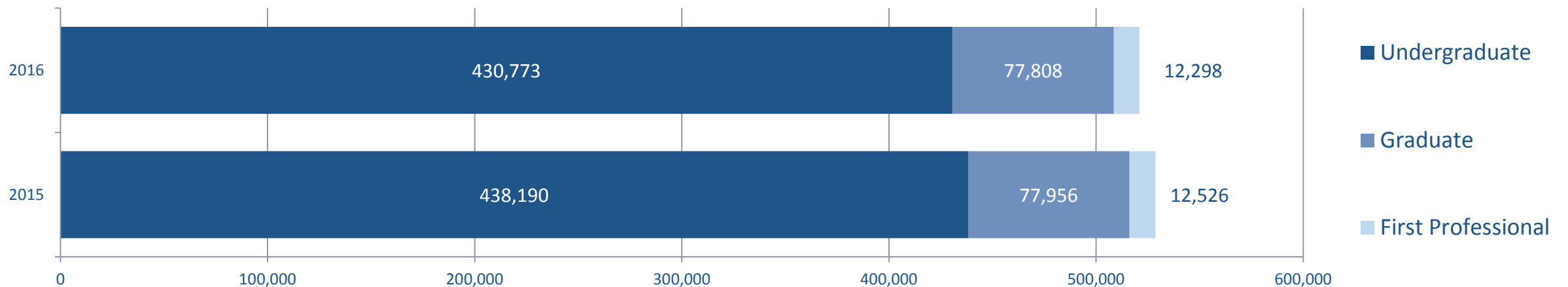
# Enrollment Trends and Forecasts

## Presentation to PCAB



# Total Enrollment

- 520,879
- 1.5% decrease over prior year
- 3.4% decrease since the peak in 2012-13



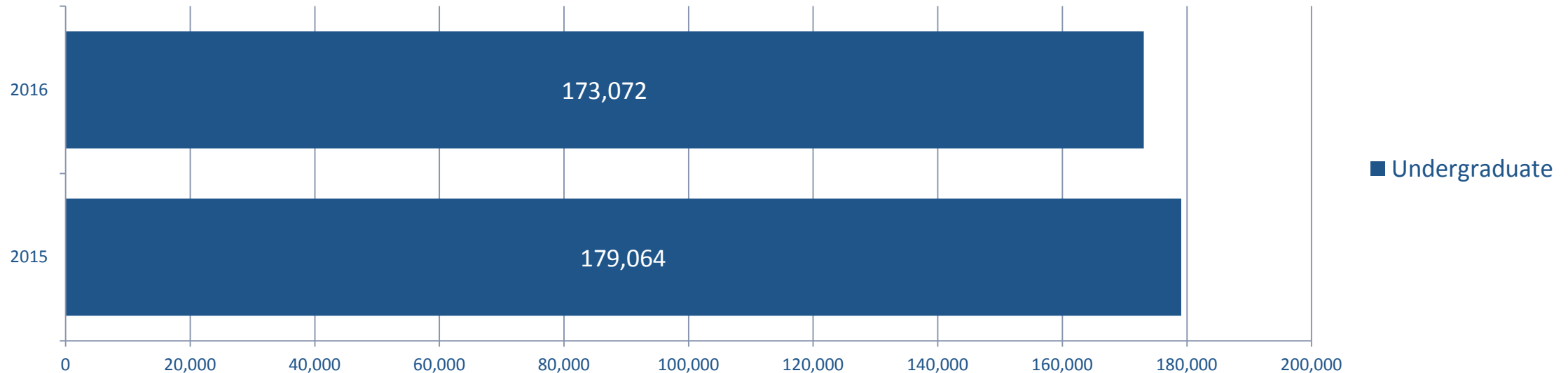
# Public Four-Years

- **215,677**
- **0.6% increase over prior year**
- **0.5% increase since 2012-13**



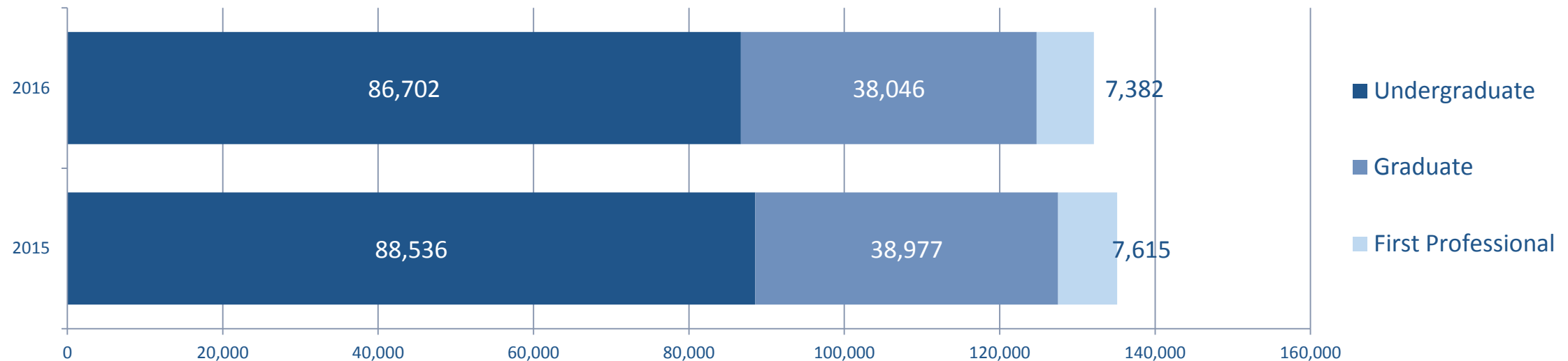
# Public Two-Years

- 173,072
- 3.3% decrease over prior year
- 11% decrease since 2012-13



# Private Four-Years

- 132,130
- 1.5% decrease over prior year
- 3.4% decrease since 2012-13



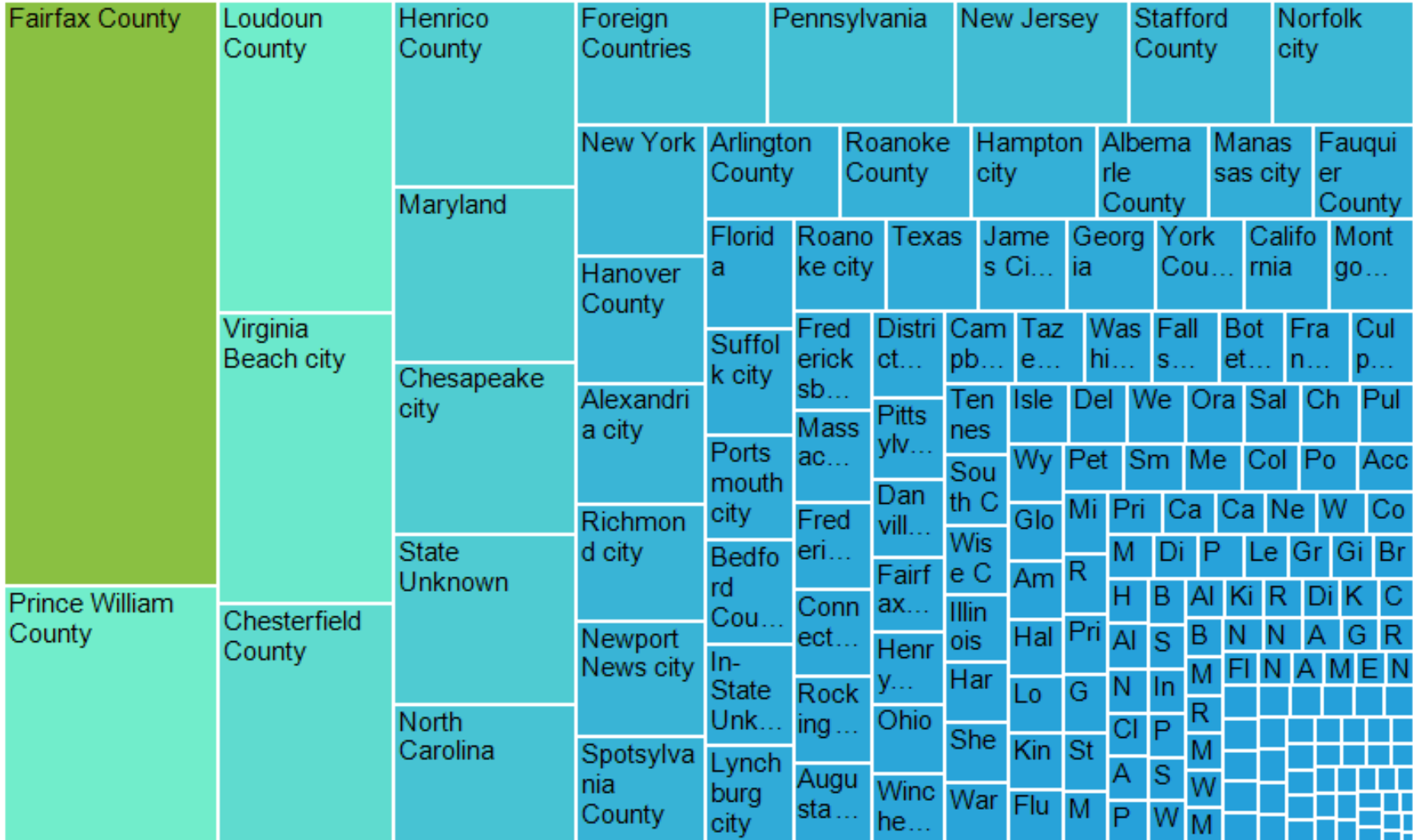
# Recent HS Grads, FTIC

School Year	Advanced	Standard	Modified	Special	Total Diploma Graduates	GED	Certificate	Total Graduates & Completers
2011-12	47,329	35,946	1,814	2,307	87,399	2,692	300	90,391
2012-13	47,872	35,357	1,538	2,202	86,972	2,284	247	89,503
2013-14	47,943	34,587	1,556	2,279	86,366	1,402	363	88,131
2014-15	47,956	33,918	1,526	2,197	85,598	709	415	86,722
2015-16	49,324	35,783	1,339	2,402	88,848	1,062	281	90,191

Despite an increase of 1,368 Advanced Diploma graduates and 1,865 Standard Diploma graduates, enrollment of new First-Time in College students remained flat, compared to last year.

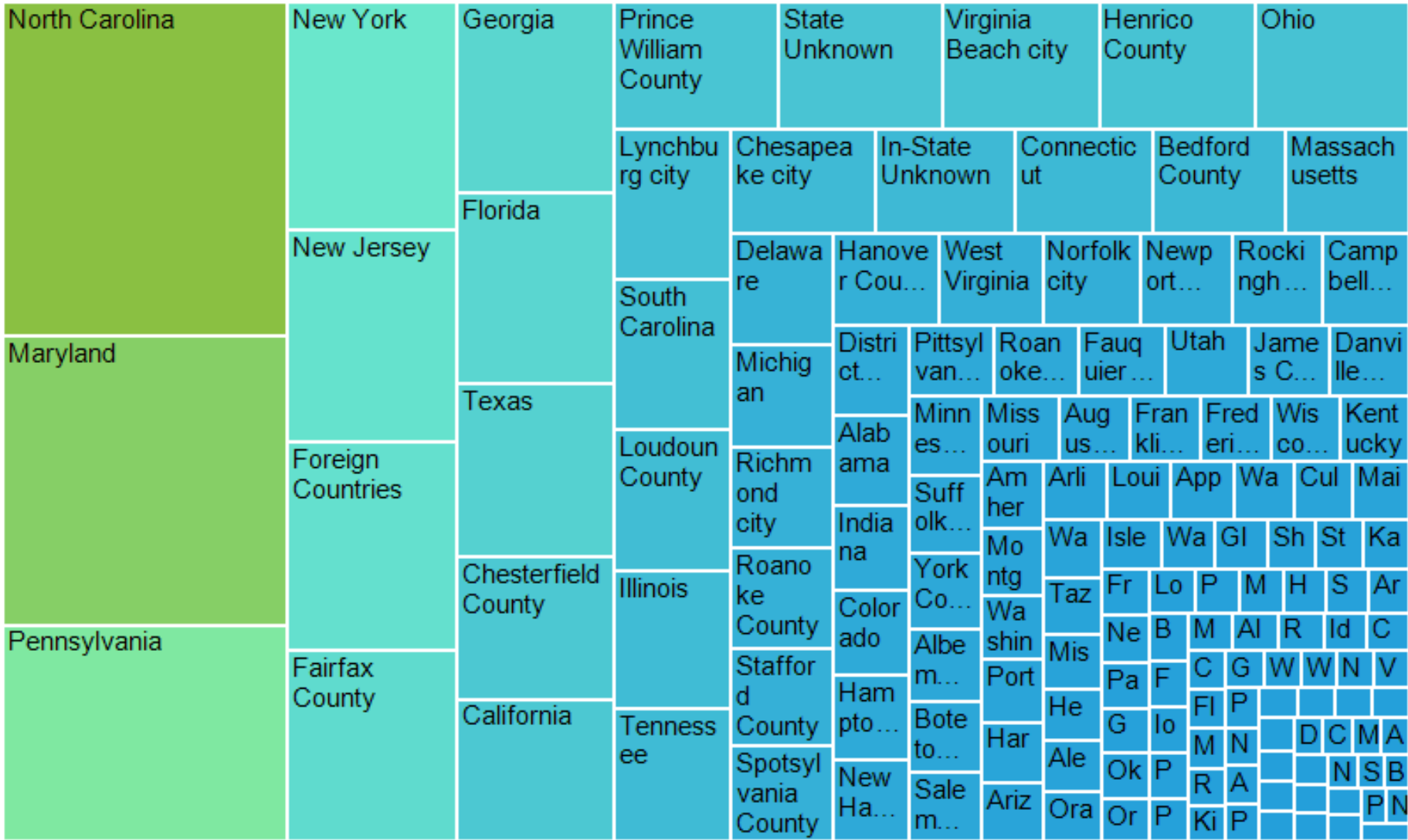
FTIC, Direct from HS				
Fall	Public 4	Public 2	Private 4	Total
2012	22,827	18,560	4,712	46,099
2013	22,947	19,768	4,640	47,355
2014	23,914	19,123	4,598	47,635
2015	24,768	18,790	4,536	48,094
2016	24,572	18,934	4,609	48,115

Grand Total, All reporting Institutions 2016 FTIC Enrolled By Domicile



Where do FTIC students come from? (Grand Totals)

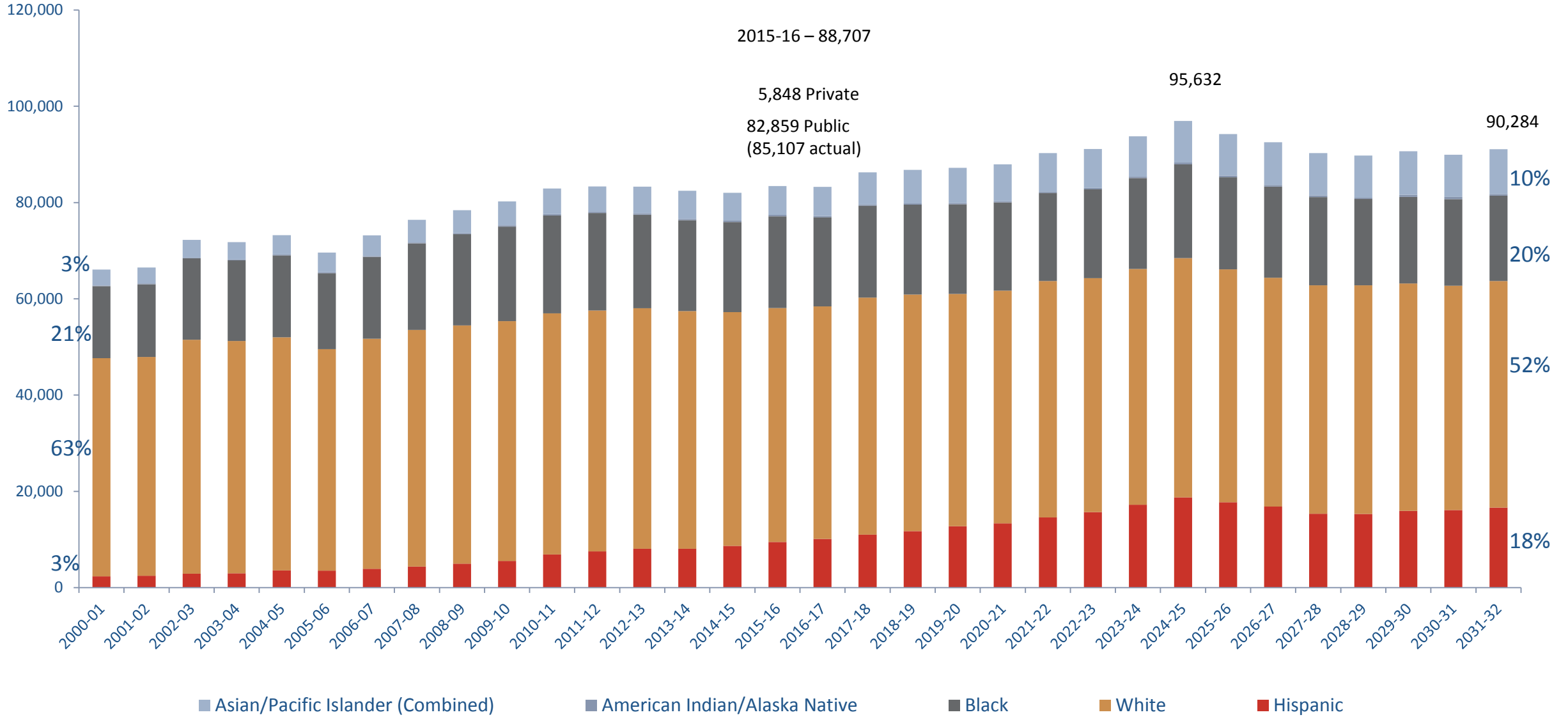
Total Private, NonProfit, Four-year Institutions 2016 FTIC Enrolled By Domicile



Where do FTIC students come from? (Private)



# Projections of HS Graduates



# Conclusions

- WICHE projections are conservative and tend to understate actuals.
- It appears that a market shift is occurring.
- Enrollment of in-state FTIC direct from HS did not keep pace with HS graduates.
- More graduates may be attending out-of-state or bypassing college.
- As data from NSC and other sources becomes available, we will continue study.

# Final Thoughts

- **It remains important to redouble efforts:**
  - Increase participation of students from under-represented populations
  - Increase student completion
  - Enrollment and completion of adult students with prior credit and no credential
    - 1 to 3 Credits: 144,000
    - 4 to 10 Credits: 175,000
    - 11 to 16 Credits: 81,000
    - 17 to 29 Credits: 100,000
    - 30 to 59 Credits: 102,000
    - 60 to 89 Credits: 33,500
    - 90 Credits and Greater: 13,000